



swissflex[®]

Swiss Premium Beds

Swissflex bridge[®]

Patented,
self-regulating
slat base



swiss made




+

swiss made



Swiss Premium Beds



Swissflex bed systems: swiss-made in Flüh (CH)

Swissflex has been manufacturing premium-quality, intelligent bed systems for over 60 years. Our products combine Swiss artisanship, technical expertise and a knack for innovation to create an unparalleled system designed to provide individual solutions for highly demanding users: functional, comfortable and exquisitely designed.

What does Swissflex stand for?

While Swissflex' main focus for many years was slatted frames (duckboards) for beds, in recent years we have further developed our expertise and product range in mattresses and bed frames, making us the leading international Swiss brand for comprehensive bed systems in the high end of the market. Various patents and innovations ensure unique lying comfort – the main requirement for healthy and restorative sleep. Our production facility in Flüh, Switzerland, creates local jobs and ensures the highest-quality swiss-made products.

Swissflex Milestones

- 1949** Company established
- 1976** Launch of the Swissflex brand
- 1983** Launch of the red wave spring
- 1990** Premiere: Manufacture and launch of the first-ever automatically adjustable seat bed
- 1995** Launch of the world's first-ever frameless slat base
- 1999** Acquisition
- 2005** Establishment of Büron mattress competence centre
- 2008** Merger between the Swiss-based Recticel subsidiaries Matra AG and Recticel Bedding (Switzerland) GmbH
- 2010** Innovative Synchro-Precision®
- 2011** Interior innovation award
- 2012** iF Product Design Award & German Design Award
- 2014** Launch of bridge® technology
- 2018** Launch of Swissflex Box/SF Hybrid Mattresses

We are here for you

Numerous authorised and qualified Swissflex partners are available to assist you with advice and sales support. You will find a list of dealers in your area on our website.

Please don't hesitate to contact us for more information, or take a look at our website www.swissflex.com, where you can find all the information you need about Swissflex products.

Recticel Bedding (Schweiz) AG
Bettenweg 12, CH-6233 Büron
Telephone +41 41 935 01 11
info@swissflex.com
www.swissflex.com



Swissflex bridge®

Weightlessly entrusted to sleep

In any position and at any weight, the Swissflex bridge® system adjusts optimally to any body type. It's sensitive and at the same time highly effective in supporting and relieving the body interactively over the entire sleeping surface. Swissflex bridge® consists of a chain of spring modules that ensure its extraordinary flexibility. Slat base and mattress merge into one functional unit. Where pressure arises, it relieves, and it provides support where necessary.

The interactive interplay ingeniously creates outstanding sleeping comfort. Because support and relief occur on their own with every movement – dynamically and automatically without any adaptations. Swissflex mattresses and slat bases are perfectly attuned to each other and may be combined without any limitations. Swissflex bridge® can be placed in any bed frame with standard dimensions, installed as an assembly set or placed freely using a stand.



Tailor-made relief



Head section

Mid-shoulder section

Lumbar section

Middle section

Leg/foot section



Spring action until the edge



No uncomfortable centre bar





uni 22 bridge®

This high-tech slat base combines the new bridge® Technology with the proven Swissflex® wave springs across the entire sleep surface while at the same time providing maximum comfort – ensuring optimum support and the ultimate sleep luxury. The standalone construction is also beautifully designed, with a perfect eye for detail. The design won the Red Dot Award in 2014, the iF Design Award in 2015 and the German Design Award in 2016.

Models		Adjustability options
uni 22_05 bridge®		Head section: – Back section: – Leg section: –
uni 22_15 bridge®		Head section: 4 steps manual Back section: – Leg section: –
uni 22_25 bridge®		Head section: 4 steps manual Back section: – Leg section: 5 steps manual
uni 22_35 bridge®		Head section: 4 steps manual Back section: 7 steps manual Leg section: 5 steps manual
uni 22_75RF bridge®		Head section: 4 steps manual Back section: Electronic Thighs and calves: Electronic
uni 22_85RF bridge®		Head section: Electronic Back section: Electronic Thighs and calves: Electronic
uni 22_95RF bridge®		Head section: Electronic Back section: Electronic Leg section: Electronic Thighs and calves: individually electronic adjustable







Product features

- Shoulder section with 8cm relief – optimum relaxation for shoulder and neck muscles
- Synchronised balance function – Stabilisation of lying surface
- Automatic body alignment across the entire length – ergonomic intelligence of the unique bridge® technology
- Interactive suspension comfort – sensitive response to any movement or change in lying position
- 100% lying surface up to the edge – overall suspension across the entire frame; no uncomfortable centre bars in double beds
- Option of Retro-Moving-System (RMS) – automatic backwards sliding system of the lying surface when the back section is activated, as you are always at an equal distance to your bedside table
- Standalone version in a stylish design
- Available in designs to insert or integrate into a bed frame



uni 14 bridge®

This model, with its centred frame, is equipped with bridge® technology across the entire sleep surface. It stands out above all by its sensitive and highly effective support and relief effect across the entire length of the bed – with no annoying centre bars in double beds. The uni 14 bridge® model is available both in the design displayed (on legs) and as a built-in version. The uni 15 bridge®, with an insert height of only 11.5 centimetres, is available as an insertion model to ensure easy insertion into virtually any standard-sized bed frame.

Models		Adjustability options
uni 14_05 bridge®		Head section: – Back section: – Leg section: –
uni 14_15 bridge®		Head section: 3 steps manual Back section: – Leg section: –
uni 14_25 bridge®		Head section: 3 steps manual Back section: – Leg section: 6 steps manual
uni 14_35 bridge®		Head section: 3 steps manual Back section: 9 steps manual Leg section: 6 steps manual
uni 14_75RF bridge®		Head section: 3 steps manual Back section: Electronic Leg section: Electronic
uni 14_95RF bridge®		Head section: Electronic Back section: Electronic Leg section: Electronic Thighs and calves: individually electronic adjustable





Product features

- Shoulder section with 5cm relief – optimum relaxation for shoulder and neck muscles
- Automatic body alignment across the entire length – ergonomic intelligence of the unique bridge® technology
- Interactive suspension comfort – sensitive response to any movement or change in lying position
- 100% lying surface up to the edge – overall suspension across the entire frame; no uncomfortable centre bars in double beds
- Standalone version with attractive design leg
- Designed to insert into bed frame – with only 11.5cm insertion height suitable for virtually all bed frames



uni 12 bridge®

This model, which provides excellent value for money, combines the traditional insert frame design with our innovative bridge® technology. From the shoulder section to the lumbar section, the model is equipped with the exclusive bridge® technology and provides highly balanced sleep comfort. The model can be installed into any standard bed frame with no complicated installation required.

Models		Adjustability options
uni 12_05 bridge®		Head section: - Back section: - Leg section: -
uni 12_15 bridge®		Head section: 3 steps manual Back section: - Leg section: -
uni 12_25 bridge®		Head section: 3 steps manual Back section: - Leg section: 6 steps manual
uni 12_75K bridge®		Head section: 3 steps manual Back section: Electronic Leg section: Electronic

Product features

- Shoulder section with 3.5cm relief – optimum relaxation for shoulder and neck muscles
- Automatic body alignment across the entire length – ergonomic intelligence of the unique bridge® technology
- Interactive suspension comfort – sensitive response to any movement or change in lying position
- 100% lying surface up to the edge – overall suspension across the entire frame; no uncomfortable centre bars in double beds
- Standalone version with attractive design leg
- Available in designs to insert or integrate into a bed frame

Origin and quality

We source all components used in our products from manufacturers based in Switzerland and Central Europe. We can guarantee high-quality workmanship and operation through our long-term collaboration with our specialised partner companies. The manufacture of our products at our historical site in Flüh ensures that the Swissflex brand products provide the highest level of Swiss quality.



Swissflex fabrics and materials



Springs

All our springs are made of beech plywood – durable and long-lasting.



Laminated wood frames

The bearing frames are made from laminated wood, making them very sturdy and resilient and able to support even higher body weights.



bridge® suspension

The plastic used in the manufacture of the bridge® suspension elements is created from the latest innovations and is characterised by its high level of durability and wear-resistance.



Connections

Considering our premium quality requirements, we are committed to ensuring that all the connections used in our slat bases are durable and noise-free.

Components for electrically adjustable slat bases



The electric motors used in our slat bases meet the highest standards in terms of performance, durability and energy consumption. All electrical connections between the mains plug and the bed are virtually free of mains voltage (below 0.5 watts) thanks to EcoTec. In the event of a power outage, all electrically adjustable slat bases are equipped with a battery-operated emergency lowering button. Depending on the model, the motors are operated using cable or remote control.

Legs and accessories



Legs, mattress clamps and other accessories for our slat bases are available for all models. You can request further information from the dealer in your area or find it on our website.

Large slat bases

Available lengths	Available widths	Parts and components
190 / 200 / 210 / 220 cm	80 / 90 / 100 / 120 / 140 cm *	1 part
190 / 200 / 210 / 220 cm	140 / 160 / 180 / 200 cm **	2-part

*120 / 140 cm for uni 22 bridge® not available

**140 cm for uni 12 bridge® not available

Swissflex bridge® in your bedroom

Swissflex Box


The bridge® suspension system is integrated into the Swissflex Box – it looks like a box-spring bed, but inside is Swissflex!



CLICK Bed Frame Concept



CLICK Bed Frame with Madrid headboard



Very simple, user-friendly CLICK System: Click bed frame on slat base with feet. Installation time: 10 minutes.

Swissbed bed frame



Expression bed frame



Silhouette bed frame




swiss made



Recticel Bedding (Schweiz) AG

Bettenweg 12, CH-6233 Büron

Telephone +41 41 935 01 11

www.swissflex.com



facebook.com/swissflex



instagram.com/swissflex.beds

Technical modifications and printing errors excepted.